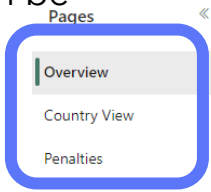


Dashboard Content

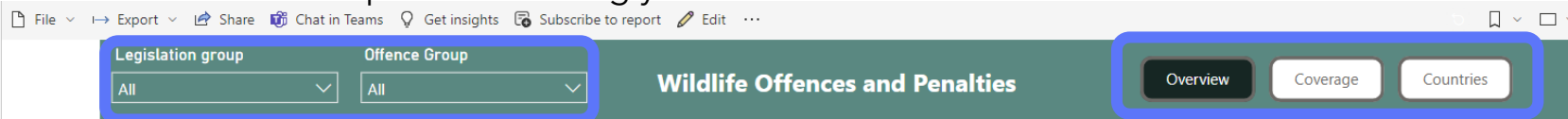
Page	View	Content
Overview	Overview	All offences with details of number of countries it covers, maximum and minimum fines and sentences. Details of whether the legislation includes restorative justice and additional penalties.
	Coverage	How many of the offence groups is covered by each country to understand the extent to which a country has representative legislation.
	Countries	Overall ranking of the countries by legislation. Along with details of the country covering pieces of legislation, number of legislation group coverage, CITES progress rating and maximum penalty details.
Country View	Country View	Full details of all legislation by country. Covering all legislation, penalties and details on restorative justice.
	Legislation Detail	A deeper look into specific legislation to enable a full view of each piece including all additional penalties and source.
	CITES	Details on the CITES legislative progress rating, this includes the rating and description. Progress summary and next steps.
	Sources	All sources for each piece of legislation by country
Penalties	Overview	Offences in detail with a view of number of countries it covers, maximum and minimum fines and sentences. Details of whether the legislation includes restorative justice and additional penalties.
	Restorative Justice	Restorative justice in detail, along with country details
	Additional Penalties	Additional penalties in detail, along with country details

Dashboard Navigation

The pages of the dashboard can be selected here



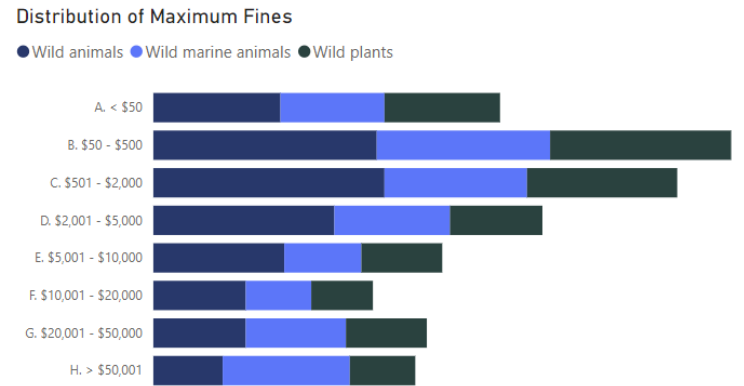
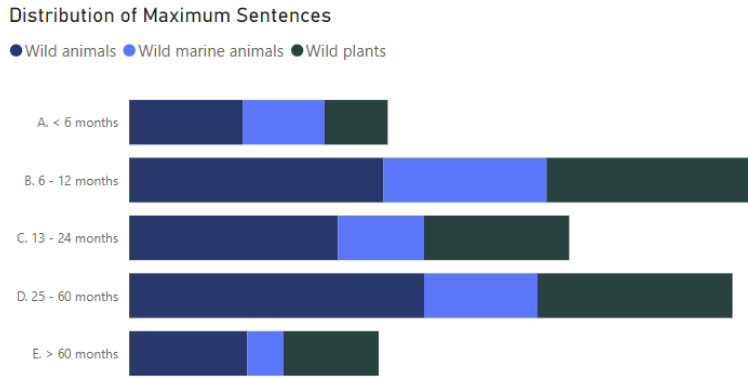
These are filters which you can apply, and the dashboard will update accordingly



By selecting the buttons below you will see different views across the data set

When you press the + sign the data will open up to show you all offences that are grouped into the consolidated offence group

Consolidated offence	No. of Countries	Pieces of Legislation	Maximum Fine	Maximum Sentence	Restorative Justice?	Additional Penalties?
<input type="checkbox"/> Hunting, fishing, logging, exploiting wildlife (capture, injury, killing) without a licence or contravention of licence	173	644	\$5,761,774	120	145	644
<input type="checkbox"/> Trade (import/export) or possession violations (illegal, without licence, protected species)	155	509	\$9,398,040	1000	104	509
<input type="checkbox"/> Capture, killing or injuring of a protected species without authorisation or in violation of licence	154	550	\$798,863	1000	135	550
<input type="checkbox"/> Capture/removal, killing or injuring wildlife/plants in protected area	123	309	\$2,880,887	180	72	309
<input type="checkbox"/> Other non-compliance with regulations (illegal activities generally)	99	181	\$5,761,774	120	34	181
<input type="checkbox"/> Use of prohibited capture methods or equipment	95	146	\$2,880,887	144	33	146
<input type="checkbox"/> Capture, killing, destruction of juveniles (undersized, seedlings), pregnant wildlife, or eggs/breeding sites	92	155	\$363,736	60	21	155
<input type="checkbox"/> Capture, killing or injuring wildlife during prohibited season/times	91	163	\$817,661	120	31	163
<input type="checkbox"/> Use of explosives, poison, electric currents to capture or kill wildlife	70	94	\$798,863	84	21	94
<input type="checkbox"/> Causing damage to protected area, habitat, or environment	62	90	\$1,065,150	180	26	90



The dashboard is interactive which will allow you to select any area within the charts or the tables, and all areas of the dashboard will update to show the linked data - the next page will show an example of this

Data selection within the dashboard

Before selection



The above shows a page without any selections and therefore is showing all available data.

After selection

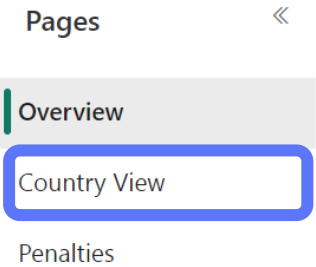


- The above has been clicked on one of the chart columns, which in turn will update all the corresponding charts and tables to show only data associated with the selection (Non-compliance).
- You can see the difference between the above view and the before selection view. If you want to view all data again you can click the non-compliance column and the data will return to show everything.
- If you want to dig further, you can select another area to click whilst holding the ctrl button and the data will be further filtered


Example Query

The query is 'to get a view of all wild animal offences along with penalty details for Canada'

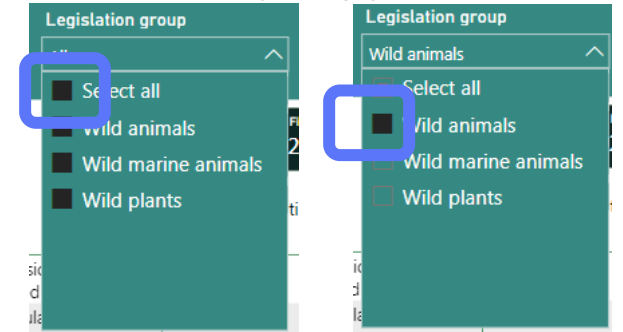
1. From the pages select Country view



2. Use the Country filter and type 'Canada' in the search box and select



3. Use the Legislation group filter unselect 'Select all' and select 'Wild animals'



The dashboard now shows the query results, to drill down to individual offences you can select the + symbol

A screenshot of the dashboard showing a table of consolidated offences. The table has columns for 'Consolidated offence', 'Pieces of Legislation', 'Minimum Fine (USD)', 'Maximum Fine (USD)', 'Minimum sentence (Months)', and 'Maximum Sentence (Months)'. The first row is highlighted, and a blue box highlights a '+' icon in the first column.

Consolidated offence	Pieces of Legislation	Minimum Fine (USD)	Maximum Fine (USD)	Minimum sentence (Months)	Maximum Sentence (Months)
Trade (import/export) or possession violations (illegal, without licence, protected species)	4	\$1,566	\$9,398,040	6	60
Non-compliance with regulations (illegal activities generally)	1	\$11,924	\$794,777		60
Capture, killing or injuring of a protected species without authorisation or in violation of licence	4		\$783,170		60
Causing damage to protected area, habitat, or environment	1	\$392	\$15,664		
Capture, killing or injuring beyond quota or permitted limits	1	\$1,566	\$3,133	0	2
Capture, killing or injuring wildlife during	2	\$1,566	\$3,133	1	2

The dashboard now shows each offence in detail

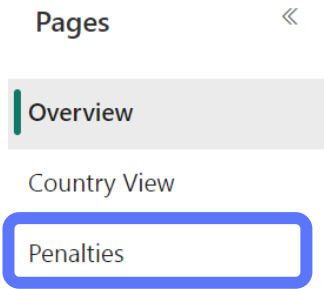
A screenshot of the dashboard showing a detailed view of an offence. The table has columns for 'Consolidated offence', 'Pieces of Legislation', 'Minimum Fine (USD)', 'Maximum Fine (USD)', 'Minimum sentence (Months)', and 'Maximum Sentence (Months)'. The first row is highlighted, and a blue box highlights a '+' icon in the first column.

Consolidated offence	Pieces of Legislation	Minimum Fine (USD)	Maximum Fine (USD)	Minimum sentence (Months)	Maximum Sentence (Months)
Trade (import/export) or possession violations (illegal, without licence, protected species)					
Contravene CITES - import/trade illegally obtained wildlife	1	\$3,916	\$9,398,040	6	60
possessing/buying/collecting/selling endangered extirpated, or threatened species (w.o authorisation)	2		\$783,170		60

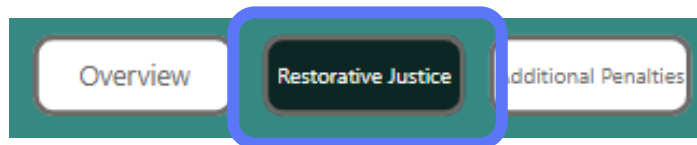
Example Query

The query is 'What countries have restorative justice of 'restoration of damage''

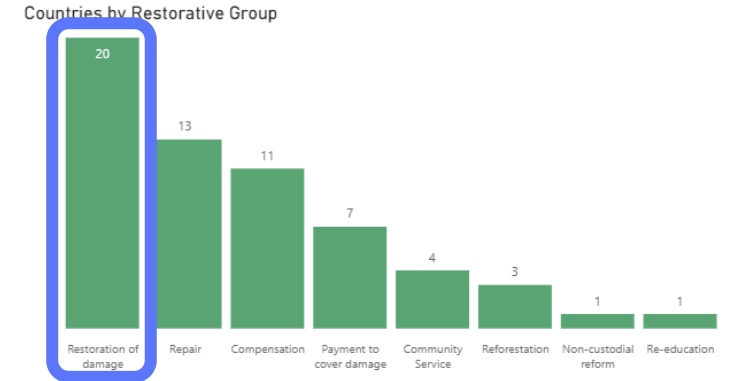
1. From the pages select Penalties



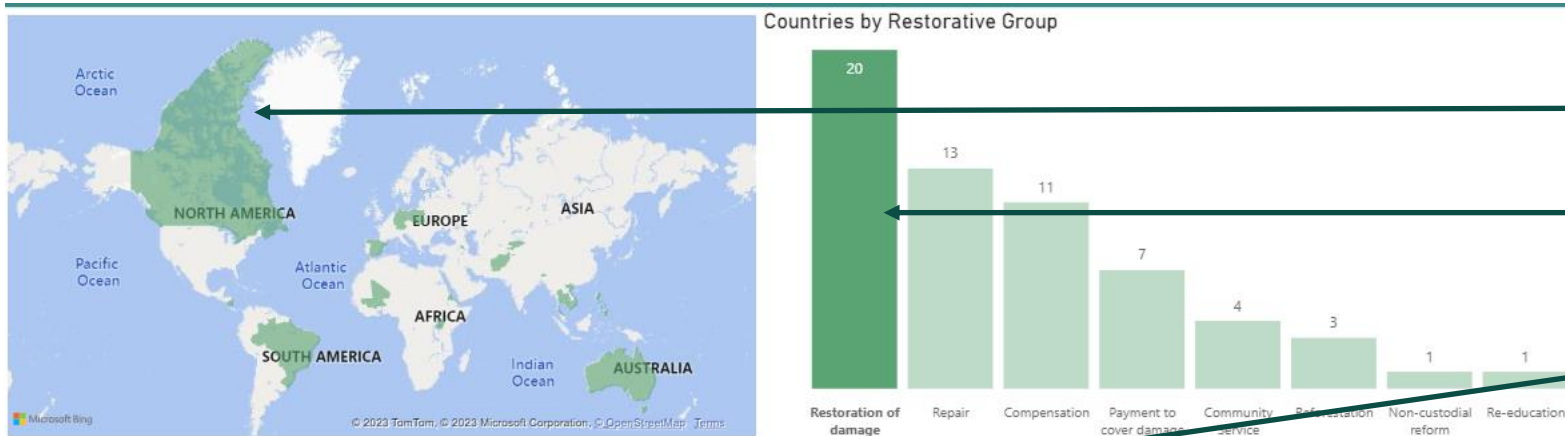
2. From the view selection buttons select 'Restorative Justice'



3. Use the Countries by Restorative Justice Group and select the column 'Restoration of Justice'



The dashboard now shows the query results



You can hover over the map to get details of country, fine and sentences.

The count of countries is detailed on the chart.

The restoration details are held within the table along with a count of countries that it applies to and the number of pieces of legislation.

Restoration details	No. of Countries	Pieces of Legislation
Additional penalties may include the restoration/remediation of harms to wildlife.	1	22